

2173

2174

2180

2180/4

2242/2

2241/2

2240/3

2240/2

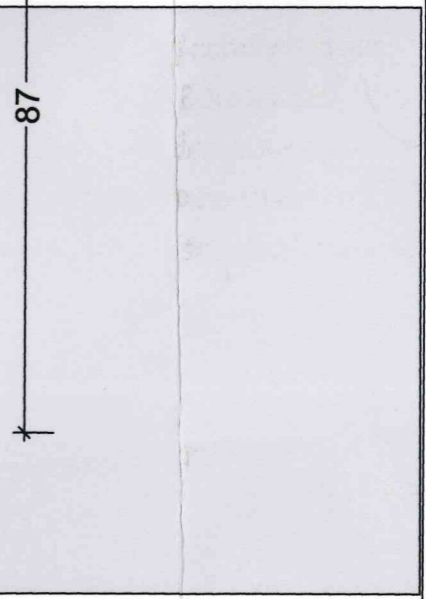
Frauenstraße

2242/1

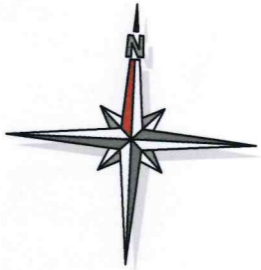
GE	WH: 13 m
0,7	(1,0)
SD	20-30°
PD	5-30°
FD	

2241/1

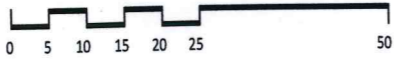
2240/1



GE	WH: 13 m
0,5	(1,0)
SD	20-30°
PD	5-30°
FD	



M 1:1000



2247

2246

2242

2241

2240